

# **UNDERSTANDING AND APPLYING THE SERU DATA TO BENEFIT YOUR STUDENTS**

**Dr. Jeanna Mastrodicasa**

Assistant Vice President for Student Affairs

# **SERU STUDY**

- **Expanded in 2009 from University of California system to a consortium of AAU research universities**
- **Given in 2009 and 2011 at UF to entire undergraduate student population, not a sample**
- **Response rate: 69% in 2009 and 63% in 2011**
- **2011 peers included University of California Berkeley, University of North Carolina at Chapel Hill, University of Michigan, University of Pittsburgh, University of Texas, University of Oregon and Rutgers University**
- **Partnership with Office of the Provost, Institutional Planning and Research, and Student Affairs**

# Activities Giving a Sense of Belonging as a Gator (significantly or extremely)

Activity	2009	2011
UF's athletics/sports events	68%	55%
Academic achievement as a UF student	58%	63%
Socializing with friends (w/o alcohol)	50%	64%
Participating in student organizations	36%	40%
Living on-campus	36%	43%
Socializing with friends (with alcohol)	35%	43%
Access to on-campus exercise facilities	30%	37%
Participating in sororities or fraternities	22%	26%
Leadership in student organization(s)	21%	32%
Living off-campus	21%	28%

## UF SERU results: UF student views in 2009 and 2011

Satisfaction with (satisfied or very satisfied)	2009	2011	change
Academic experience	62%	61%	-1%
Social experience	67%	67%	0%
Value of your education for the price	70%	63%	-7%
Faculty quality	67%	65%	-2%
Advising by school/college staff	48%	51%	+3%
Access to small classes	43%	47%	+4%
Availability of courses for graduation	53%	58%	+5%

## 2011 results: UF compared to AAU peers

Satisfaction with (satisfied or very satisfied)	UF	AAU peers	Difference
Academic experience	61%	62%	-1%
Social experience	67%	61%	+6%
Value of your education for the price	63%	52%	+11%
Faculty quality	65%	68%	-3%
Advising by school/college staff	51%	49%	+2%
Access to small classes	47%	45%	+2%
Availability of courses for graduation	58%	53%	+5%

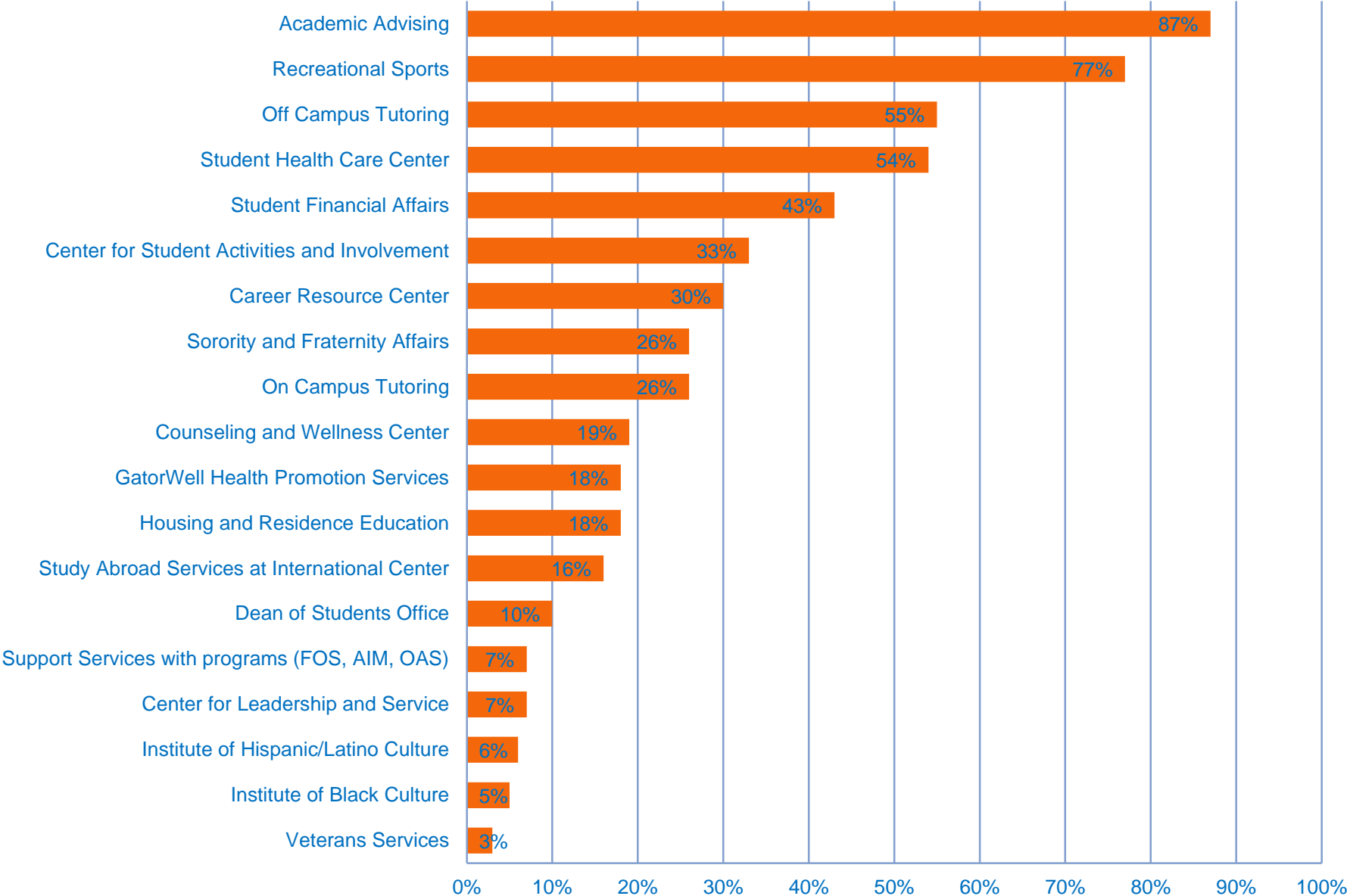
## UF SERU results: UF student views in 2009 and 2011

	2009	2011	Change
Experiences (have done or now doing)			
-- Research project, creative activity/paper in course	79%	83%	+4%
-- Course with international or global focus	66%	42%	-24%
-- Know at least one faculty well enough for reference	81%	80%	-1%
-- Study 16 or more hours per week	26%	31%	+5%
Would still choose to enroll again (agree or strongly agree)	78%	77%	-1%
Feel that you belong at your institution (agree or strongly agree)	75%	74%	-1%
Important to graduate in four years (very important or essential)	48%	48%	0%
Intend to go to graduate or professional school after graduation	59%	56%	-3%

## 2011 results: UF compared to AAU peers

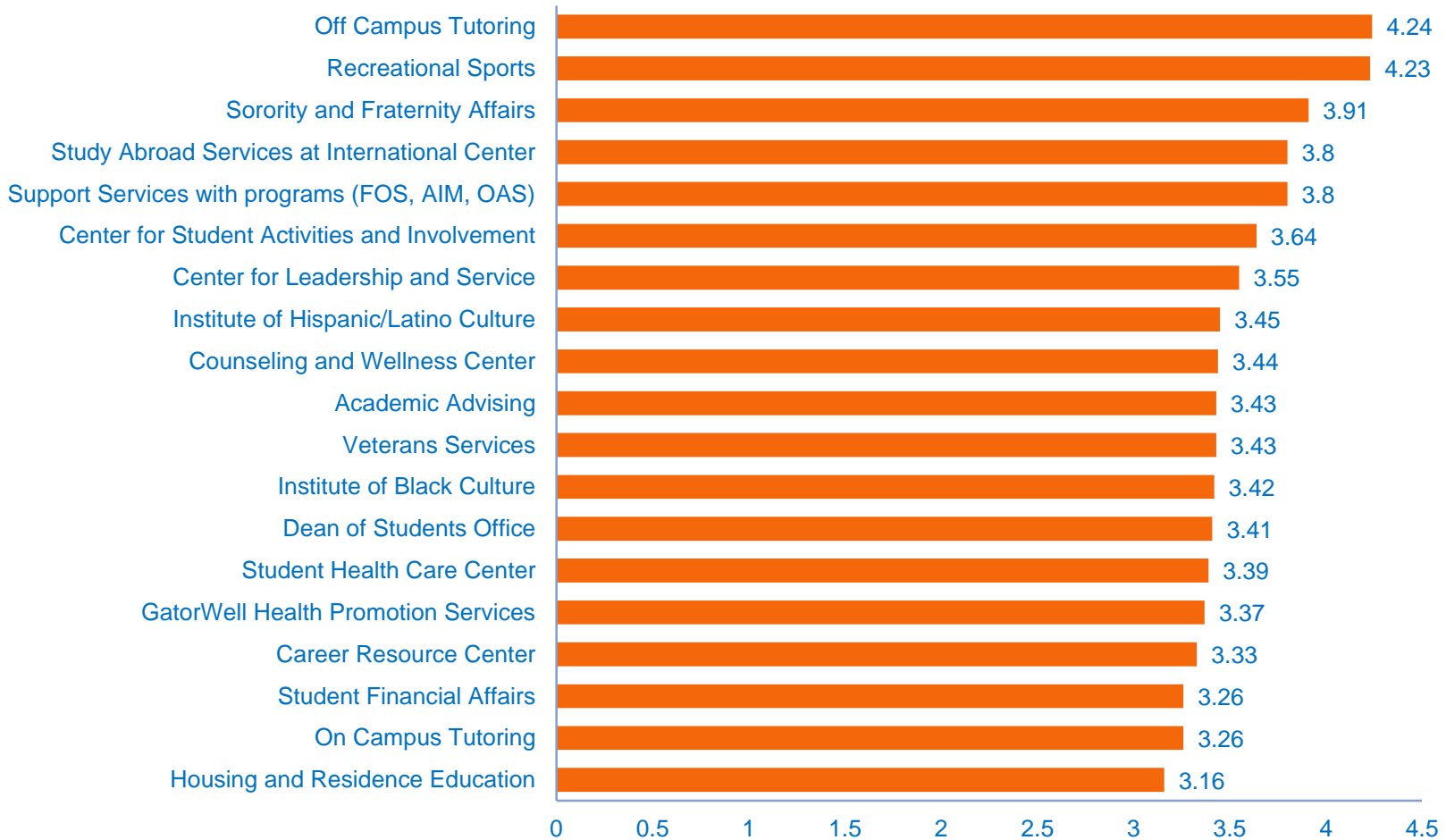
	UF	AAU peers	Difference
Experiences (have done or now doing)			
-- Research project, creative activity/paper in course	83%	87%	-4%
-- Course with international or global focus	42%	42%	0%
-- Know at least one faculty well enough for reference	80%	86%	-6%
-- Study 16 or more hours per week	31%	38%	-8%
Would still choose to enroll again (agree or strongly agree)	77%	72%	+5%
Feel that you belong at your institution (agree or strongly agree)	74%	69%	+5%
Important to graduate in four years (very important or essential)	48%	60%	-12%
Intend to go to graduate or professional school after graduation	56%	42%	+14%

# Use of Campus Support Services





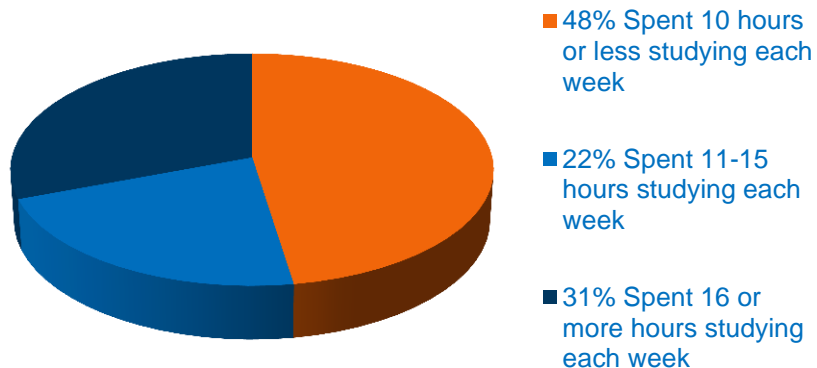
# MEAN HELPFULNESS OF CAMPUS SUPPORT SERVICES



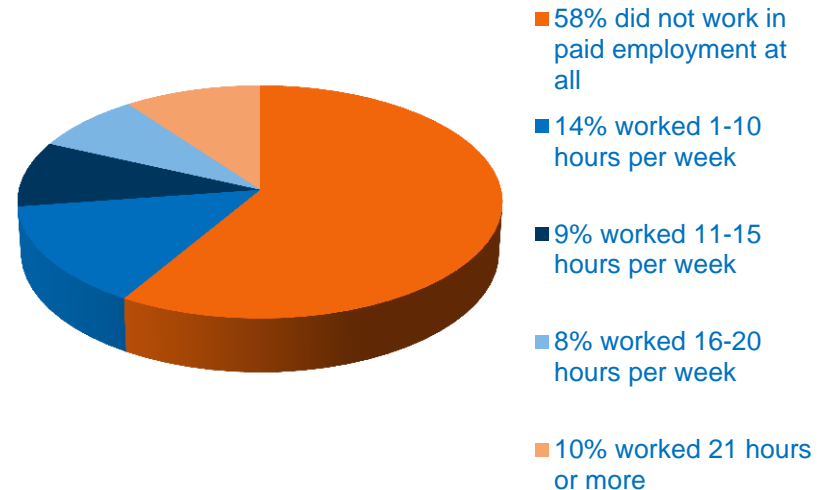
# 2011 SERU: Time spent each week

- 77% spent 11+ hours in class per week.

## Time Spent Studying Each Week



## Time Spent with Paid Employment Each Week

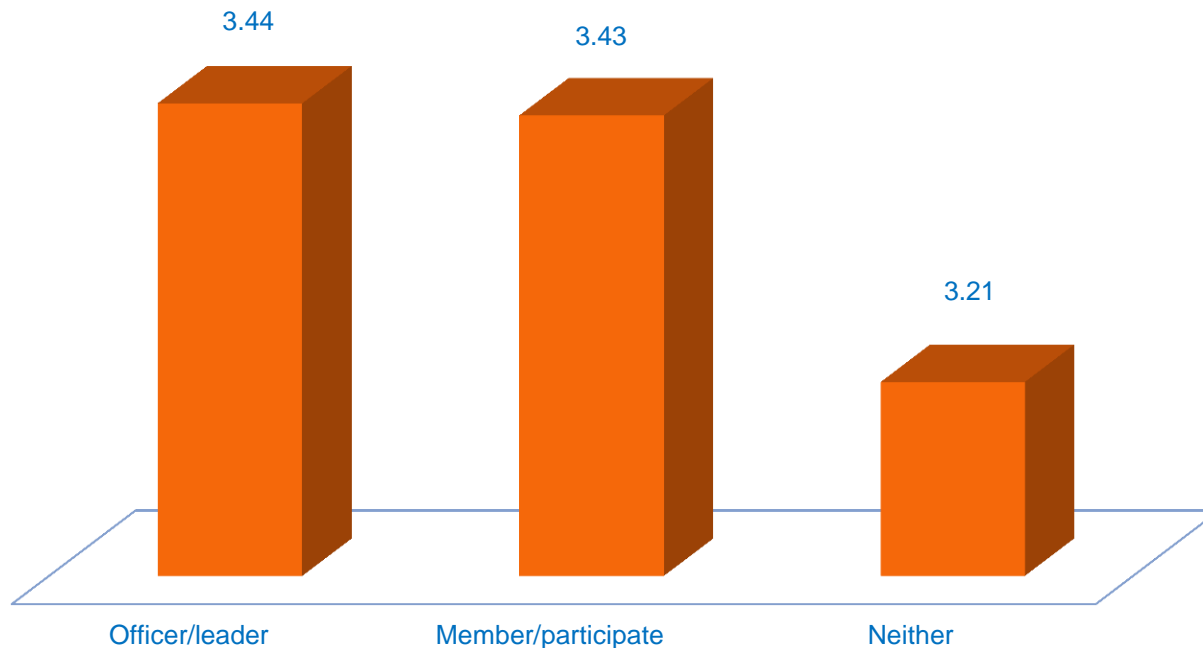


# Student Involvement and Engagement

**More than 80% participate in or lead campus activities.**

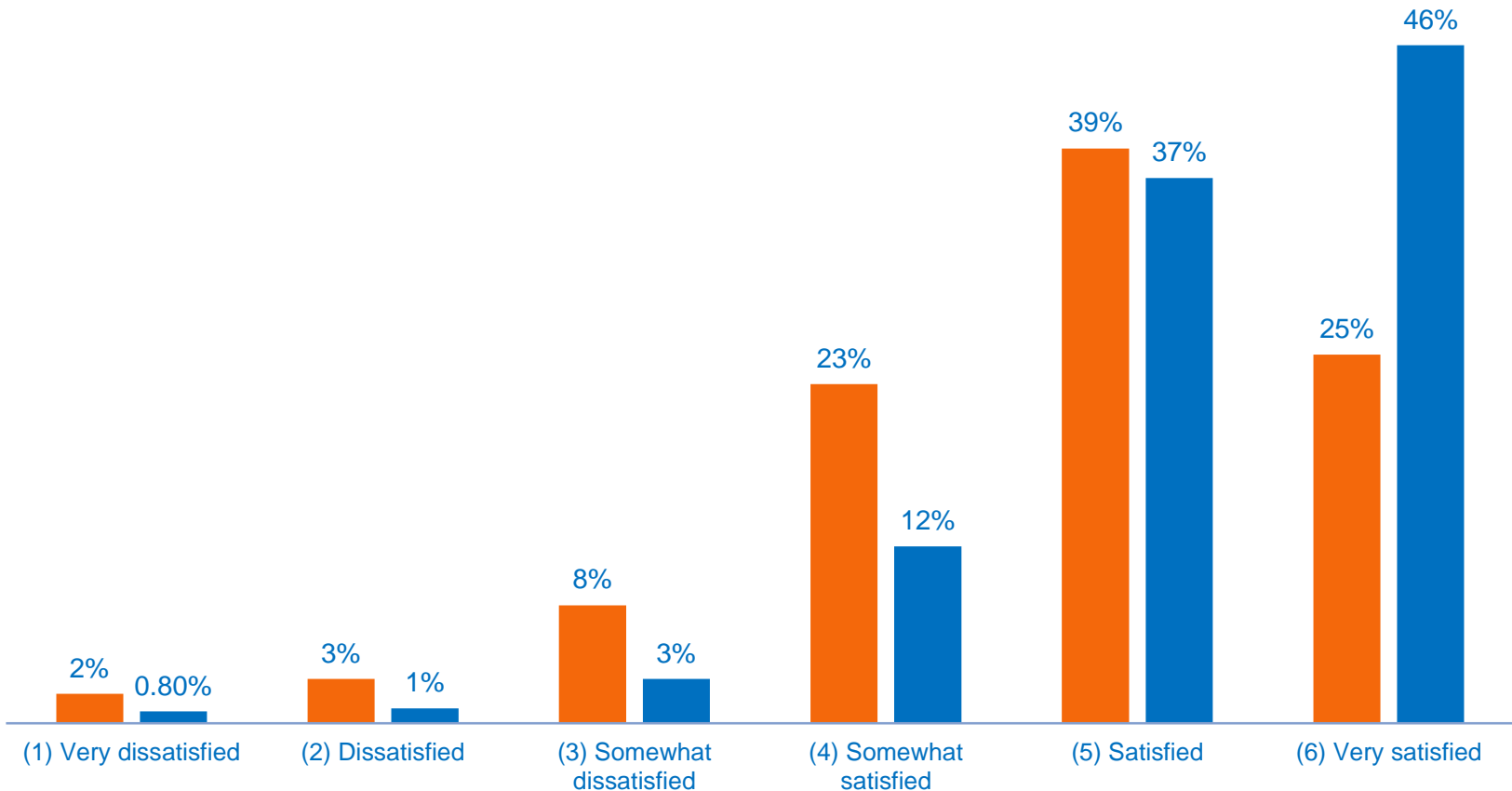
- Students who are members or leaders have higher GPA's than non-involved students.

**Mean GPA and Student Involvement and Engagement**



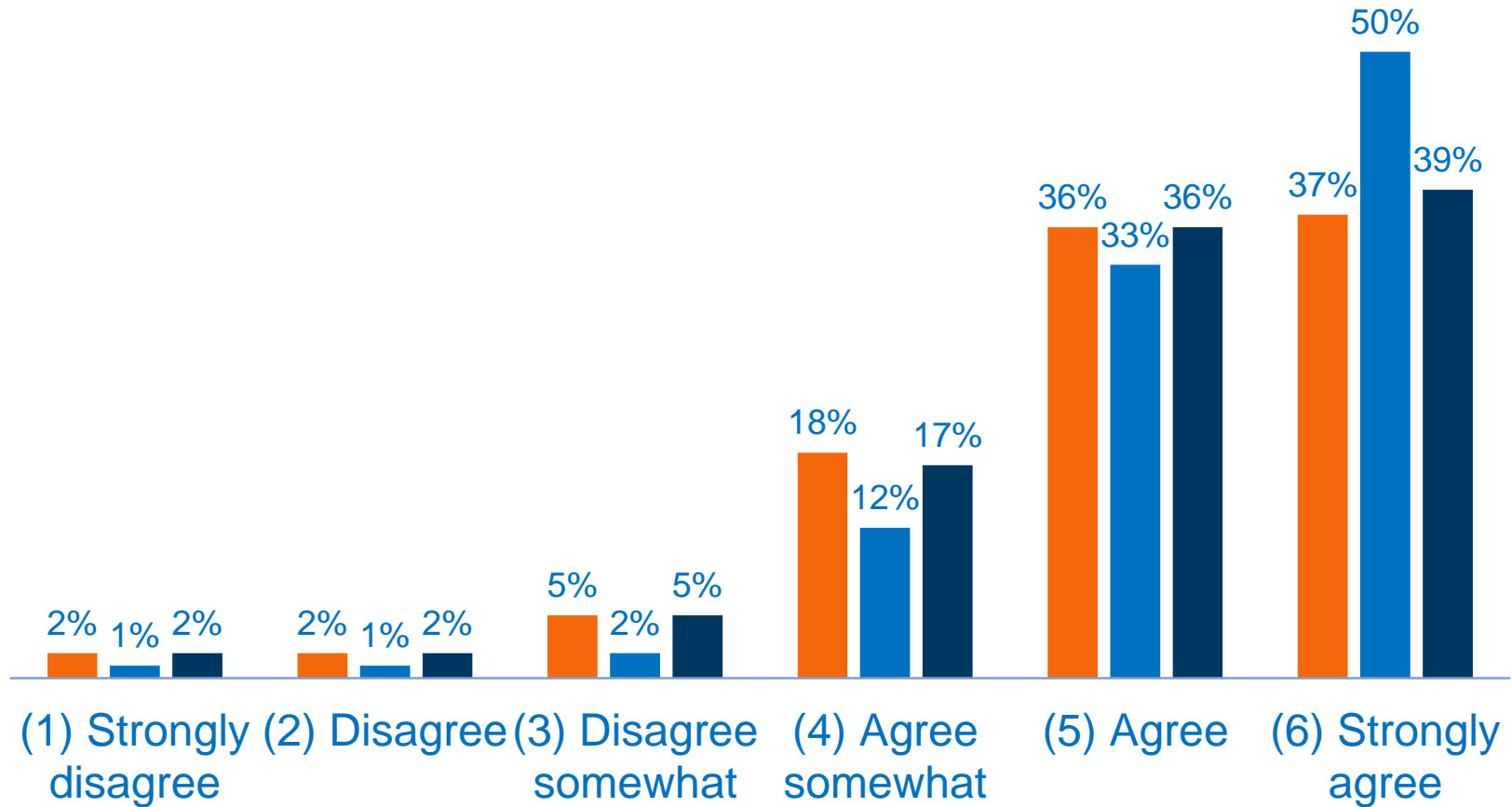
# Sorority and Fraternity Members' Satisfaction with Overall Social Experience

■ non-Greek ■ Greek



# I feel that I belong at this campus.

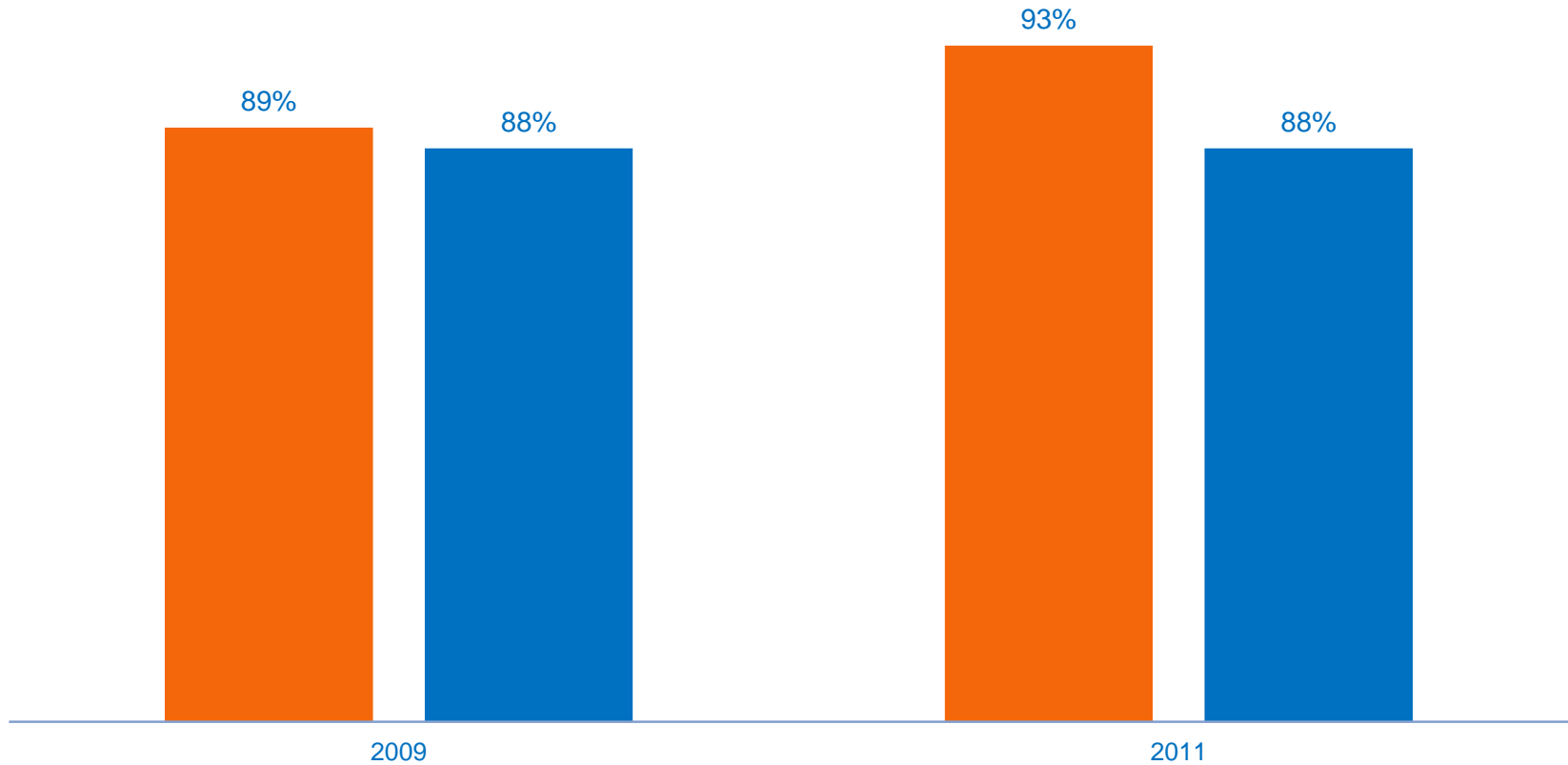
■ non-Greek ■ Greek ■ All UF students



# Campus Climate

Students are respected here regardless of their race or ethnicity  
(somewhat agree, agree, strongly agree)

■ UF ■ AAU peers



# CONCLUSIONS AND RECOMMENDATIONS

•Some students will find their first year very easy and some will find it very challenging.

- Check in with students about how their classes are going. Ask them specifics about grades.

•Students have a significant amount of time that they do NOT use for studying

- Help students manage their time.

•Finding a community (e.g., Greeks) creates more satisfied students.

- Support students as they seek and find their community. It usually takes longer than the first semester.

# CONCLUSIONS AND RECOMMENDATIONS

- The UF student experience varies by the student's background.
  - Be aware and sensitive to the student's needs.
- What else?



# TO LEARN MORE...

- Full set of UF data and peer results located on website for Institutional Planning and Research:  
<http://www.ir.ufl.edu/OIRApps/SERU/signon.aspx>
- Online data can be sorted by college and major
- Website includes a 53-page summary of UF results compared to peers as well as 13-page executive summary
- Student Affairs has been examining results on various students, including sorority and fraternity affairs members, Florida Opportunity Scholars, intramural participants, and students by demographic categories including race, ethnicity, gender, and income.
- Student Affairs has been examining campus climate results from 2009 and will be making recommendations to make further improvements for students